

## GreatCut-S Инсталация

1. Посетете <http://gccf.gcc.com.tw/gccclub/login.aspx> и влезте във вашия GCC Club акаунт.



или създайте нов GCC club акаунт, ако нямате. Кликнете “I Agree”, попълнете вашата информация и кликнете “Submit” за да се логнете.

Welcome to GCC Club.  
Please review the following terms and conditions, and indicate your agreement below.

Already have an ID? [Sign In](#)

**Terms and Conditions**

There are several classes of memberships and each class are restricted to access certain information of the website:

- C class: General user  
C class users are only allowed to access some contents and files of the website.
- B class: Registered user  
B class users are eligible to view most of the website contents and allowed to download certain files
- A class: GCC customers  
Once the GCC's customers are registered and provide a serial number of a product, they are allowed to access all the contents and files that are provided by GCC.

-----

This Web Site (and any other site accessed through this site) and the services provided therein are subject to the Terms and Conditions which are set out below. If you do not accept the Terms and Conditions, please do not use this Web Site. Upon your acceptance of the Terms and Conditions, they are binding upon you. GCC ("the Company") may revise the Terms and Conditions from time immediately upon notice to you. Your access the Company's Web Site and its services will be terminated upon your notice to the Company that any change is unacceptable otherwise your continued use will constitute your acceptance of all changes and they will be binding upon you.

1. Copyright, Trademarks etc.  
The graphics, images, editorial content and HTML on all the Company's Web Sites are the intellectual property of the Company and are protected by copyright and trademark laws and may not be downloaded or otherwise duplicated without the express written permission of the Company. Re-use of any of the foregoing is strictly prohibited and the Company reserves all rights.

2. Responsibility  
The Company may not monitor its Web Sites at all times but reserves the right to do so. The Company takes no responsibility whatsoever for any material input by any user or others and not posted by the Company. All users acknowledge and agree that they are solely responsible for the form, content and accuracy of any resume, advertisement, web page or material contained therein placed by them. The Company is not responsible for the content of any other web sites linked to the Company's Web Sites; links are provided as internet navigation

Sign up for GCC Club

Already have an ID? [Sign In](#)

Create Your ID **\*Please do not use special characters or spaces in your GCC ID or Password.**

Your GCC ID:  (Must be 5-20 characters)

Password:

Re-enter password:

**Personal Information**

Name:

Email:  (Enter a valid email for immediate confirmation.)

Country:

Cell Phone:

Subscribe to our free e-newsletters below

☐ Yes, I wish to receive e-newsletters and offers from GCC.  
I understand that I may change my preference or unsubscribe from any publication, marketing.  
☒ invitation at any time by clicking on the Unsubscribe contained in the emails I receive.

Please calculate it if you are not a robot:  $2 + 4 = ?$

Трябва да получите имейл с активационен линк. кликнете на линка за да активирате вашия акаунт.

Thank you for registering with the GCC Club. Please find your registration information below:

**\*Please be sure to click:**  
[http://gcut.gcc.com.tw/gccclub/mail\\_confirm.aspx?enable=Y&D=gccprestart&Name=Charlotte&Sign](http://gcut.gcc.com.tw/gccclub/mail_confirm.aspx?enable=Y&D=gccprestart&Name=Charlotte&Sign)  
 to activate your account.

Personal Information	
Name	Charlotte
Email	charlotte.young@gcc.com.tw
Cell Phone	+88675171000
Country	Taiwan

Please note that most of the contents on the GCC Club are exclusive to GCC product owners. If you own a GCC machine and its serial number starts "H" to "L", we encourage you to register your product to receive an additional 3-month limited warranty extension. Other Benefits include: product applications, tips and parameters, technical support and trouble shooting tips, driver and software updates, user manual document.

Sincerely,  
 The GCC Club Team

[Sign in GCC Club](#)

2. Ако имате Voucher Code за Great Cut 4 е необходимо първо да направите Upgrade на вашия код (ако кода Ви е за GreatCut-S не е нужна да правите следващите стъпки, а преминете към 3-та стъпка)

- Когато влезете в акаунта си избирате “Upgrade GreatCut”
- Въвеждате Voucher Code които имате и серийния номер на машината

gcutgcc.com.tw/gccclub/index.htm

**GCC CLUB**

Welcome: **ga**

[Edit My Info](#) [Change My Password](#) [Log Out](#)

GreatCut-S Serial Number

GreatCut-S Serial Number List

Obtain Your GreatCut-S Serial Number

Voucher Code:

Machine SIN:

Please calculate it if you are not a robot:  $0 + 3 =$

- След това избирате „GreatCut-S Voucher Code” и въвеждате Voucher Code

gcutgcc.com.tw/gccclub/index.htm

**GCC CLUB**

Welcome: **ga**

[Edit My Info](#) [Change My Password](#) [Log Out](#)

GreatCut-S Serial Number

GreatCut-S Serial Number List

Obtain Your GreatCut-S Serial Number

Voucher Code:

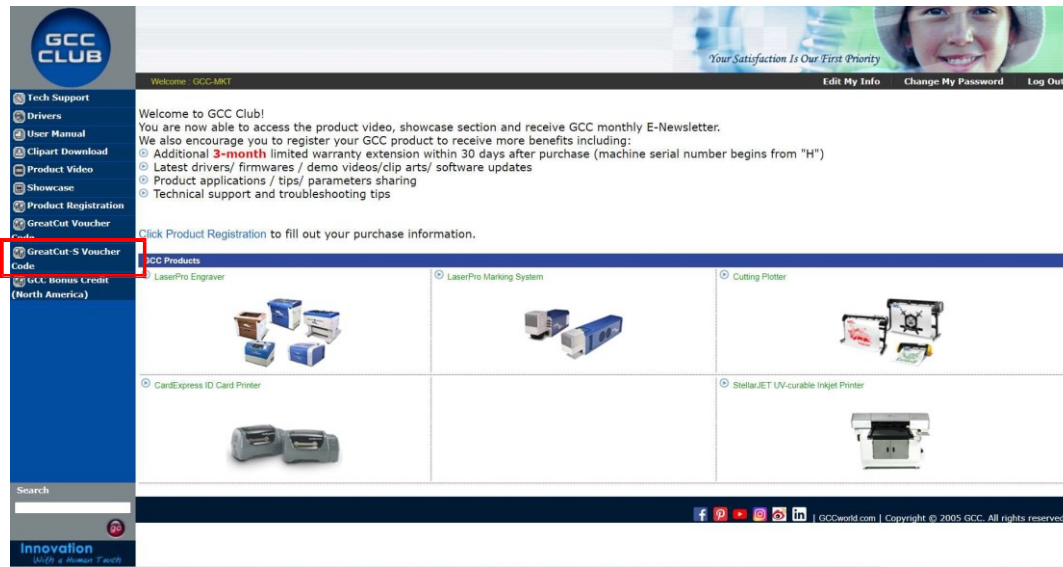
Please calculate it if you are not a robot:  $3 + 8 =$

**Note**

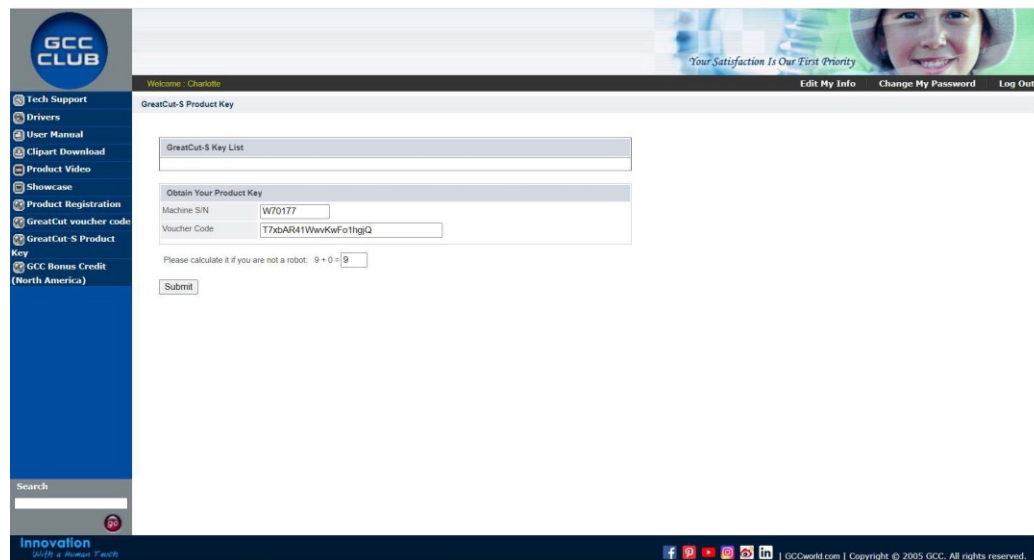
**Reset GreatCut-S serial code**  
 If you need to re-install the software again but were not able to de-activate your copy of the computer first, please click here to reset your serial number.

**Manual activation**  
 If the computer connected to the cutter does not have an internet connection to complete the software activation process, please click here and follow the instructions for manual activation.

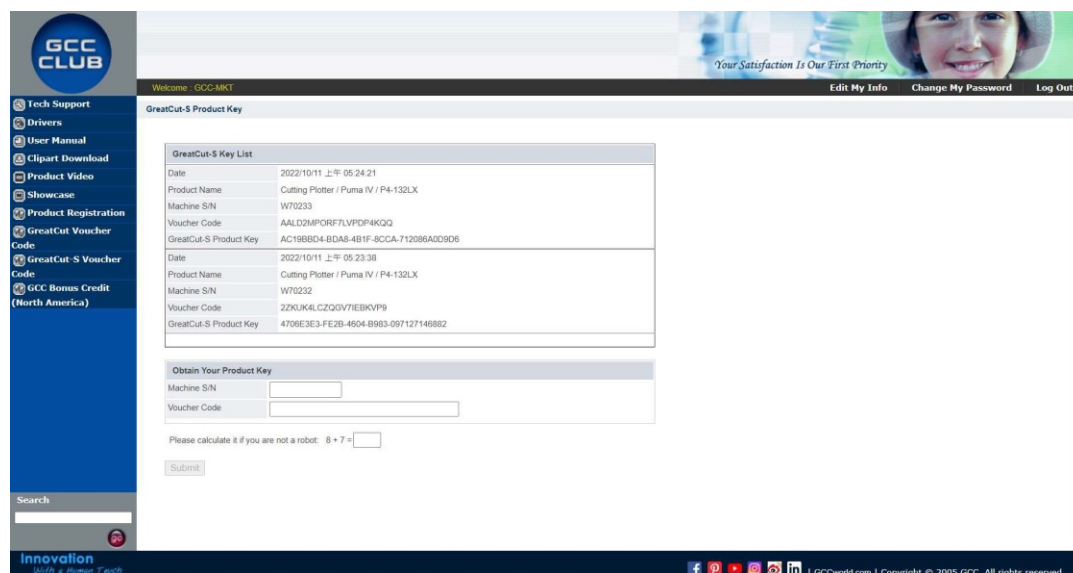
3. Отидете на GCC Club, клинете "GreatCut-S voucher code" от ляво на екрана.



4. Напишете серийния номер на машината и вашият "voucher code".



5. Ще получите вашия "product key"(продуктов ключ).



GCC CLUB

Welcome: GCC-MKT

GreatCut-S Product Key

GreatCut-S Key List	
Date	2022/10/11 上午 05:24:21
Product Name	Cutting Plotter / Puma IV / P4-132LX
Machine S/N	W70233
Voucher Code	AALD2MPORF7LVDP4KQ9
GreatCut-S Product Key	AC198B04-8DAB-4B1F-8CCA-71208A0D9D6
Date	2022/10/11 上午 05:23:38
Product Name	Cutting Plotter / Puma IV / P4-132LX
Machine S/N	W70232
Voucher Code	2ZKJUK6CZQGV7IEBKVP9
GreatCut-S Product Key	4706E3E3-FE2B-4604-B963-097127146882

Obtain Your Product Key

Machine S/N

Voucher Code


Please calculate it if you are not a robot: 8 + 7 =

Innovation

© 2005 GCC. All rights reserved.

6. Посетете <https://www.gccworld.com/download.php> кликнете върху "Vinyl Cutter" и изберете вашият модел режещ плотер.

Or browse by machine model



Vinyl Cutter



Laser Engraver




Laser Cutter




Download Area

Vinyl Cutter


Vinyl Cutter




Expert II A




i-Craft™ 2.0




AR-24



Expert II



Puma IV

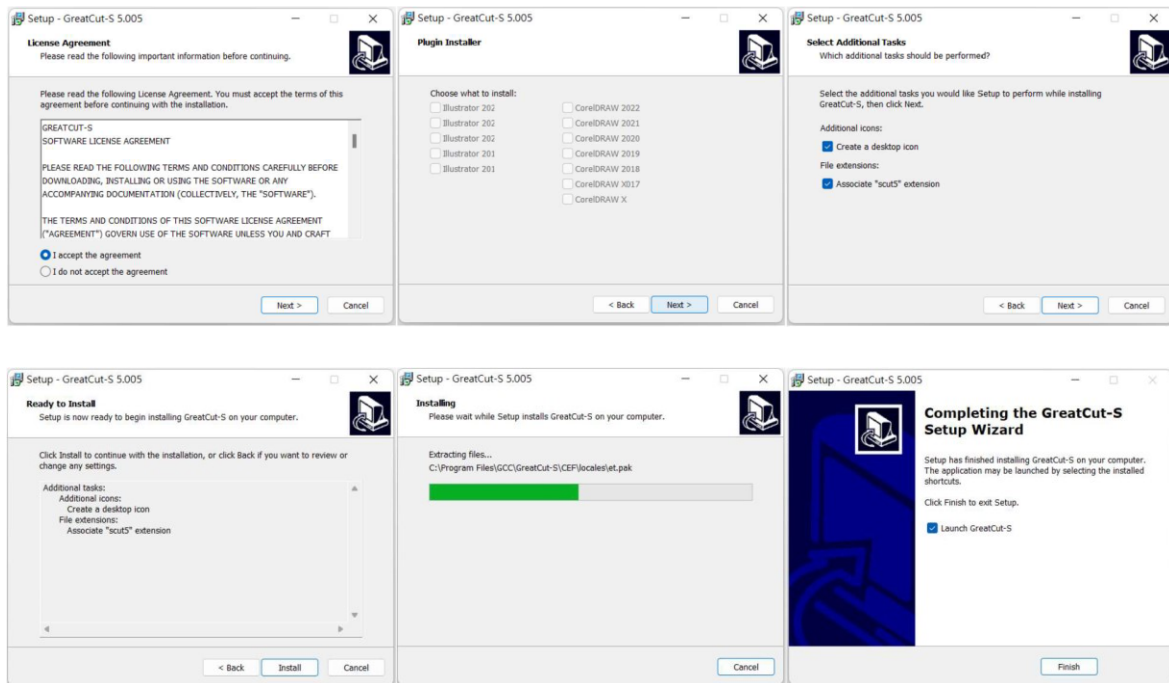


Jaguar V / Jaguar V (PPF)

7. Изтеглете "GreatCut-S" според вашата операционна система.

Software		
Title	Size	Download
Sure Cuts A Lot Pro 5 _Win64bit	521 MB	Download
Sure Cuts A Lot Pro 5 _Win32bit	34.0 MB	Download
Sure Cuts A Lot Pro 5_Mac	39.9 MB	Download
SignPal V19	818 MB	Download
GreatCut-S for Windows	303 MB	Download
GreatCut-S for Mac	303 MB	Download

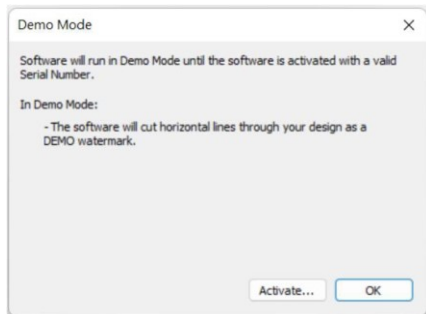
8. Кликнете "Next", чекнете "Launch GreatCut-S" след като преминете през всички стъпки, "Finish" за да завършите инсталацията.



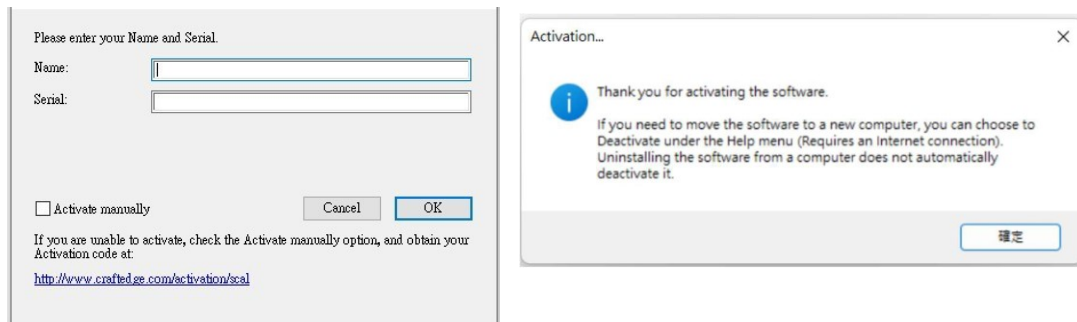
9. Стартирайте програмата "GreatCut-S"



10. Клик върху "Activate..." за да активирате "GreatCut-S". Трябва да бъдете свързани към интернет.



11. Напишете вашето име в раздела "Name" и "Product key"(продуктов ключ) в раздела "Serial" и "OK" за завършване на активацията. Ако трябва да преместите софтуера на нов компютър изберете "Deactivate" в менюто "Help"(трябва да имате интернет). Дейнсталирането на софтуера от компютъра не означава, че е деактивиран.



12. GreatCut-S е готов за използване.

